


SIG Rascal 110" renovation, 10

Wing sheeting!

This is what was under the 12v car battery in yesterday's photos



Kept finding that my pins have got some rust on them, again!





Then someone told me about a pin cushion that cleans pins and sharpens them, it's a new one on me

Seemingly its filled with emery sand!



Anyway back to the progress shots, the first sheet is attached





Followed by the second and third. And whilst that is drying I cut out the sheet for the underside of the wing.



Hopefully tomorrow will see the completion of the wing sheeting and maybe that of the flap too!