

Ron Gray, Lavochkin LA-7 Resurrection, 15


Weathering and worn detailing now getting added.


Starting
to look
a bit
worn /
tired /
tatty
now.







3D printed UC doors fitted. Whilst they fit flat to the surface the angle of the legs means that there is a gap around etc wheel wells. Not sure if I'm going to heat and bend them to meet the surface, I'll sleep on it!










Well actually I didn't sleep on it and just heat and bent them.



Engine (Laser) air baffle fitted (3D printed and laminated with ply)



Well we got there in the end, all major painting now done, just some odd bits of touch-up needed plus fuel proofing. Control linkages still to be fitted as is the radio.













And finally,

I hope to bring you a flying video when the stars align. Meanwhile, as a Summer Solstice treat for Ron, I am going to add one final report image to provide a link to a 5 minute video of Ron forgetting to take the edge off the prop...

Ed